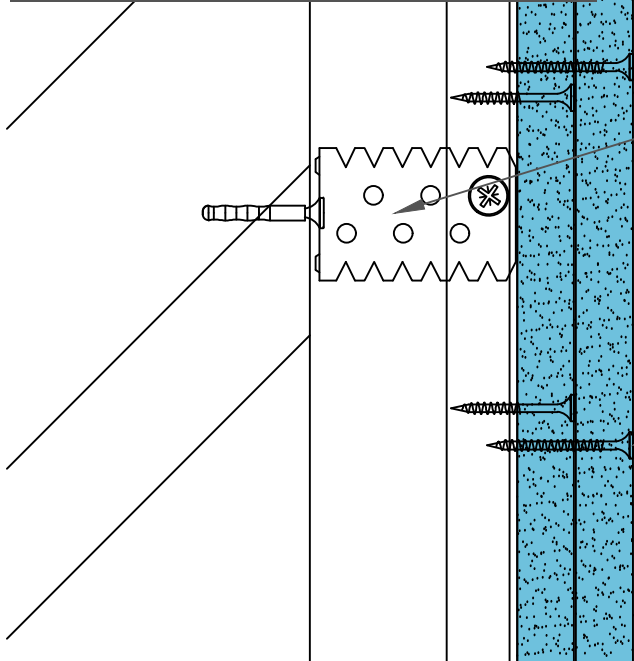
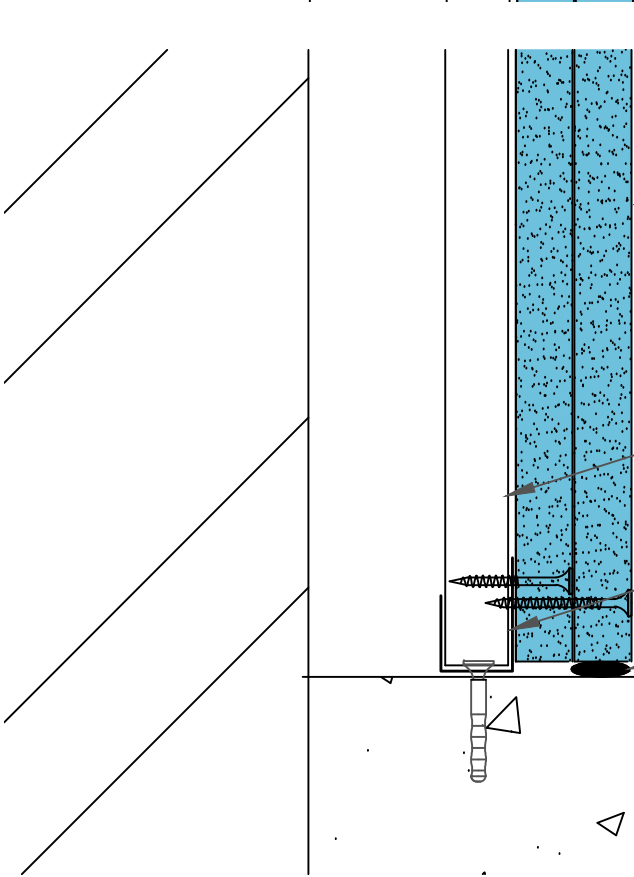


Board Thickness	Speedline Drywall Fixing Length
12.5mm & 15mm	25mm
12.5mm + 12.5mm	25mm + 38mm
12.5mm + 15mm	25mm + 42mm
15mm + 15mm	25mm + 42mm



Fixing Brackets at 800mm centres
 AH185 = 75mm Leg
 AH186 = 125mm Leg
 AH175 = 175mm Leg

SPEEDLINE Drywall Screws

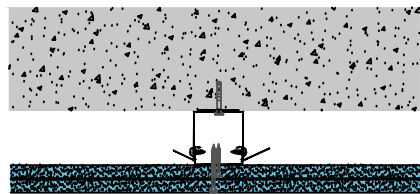


2x15mm Siniat GTEC dB Board

SPEEDLINE SWL507 Wall Liner at 600mm centres

SPEEDLINE SWL60 Perimeter Track Fixed to Floor at 600mm centres with suitable fixing

SPEEDLINE Intumescent Sealant



CDR No: _____ DATE: 01/08/24

Details to be read in conjunction with project specification guidelines

WALL LINING SYSTEM - WL507-S-60

Design Data:
 Detail may not replicate a laboratory tested configuration and for this reason approval from the relevant authority and Principal Designer should be sought.
 Detail based on construction with materials & components as shown. The inclusion or substitution of any other manufacturers materials or components must be given in writing by SIG PLC.
 This information is provided in good faith and is based upon details received which are assumed to include all relevant facts.
 We accept no liability for its accuracy, adequacy or completeness. Recipients must satisfy themselves as to its suitability as we do not accept responsibility for any claims or consequential loss.
 Acceptance of the content and subsequent design responsibility rests entirely with the recipients who should then produce accepted details on their own company documentation.

Adsetts House,
 16 Europa View,
 Sheffield Business Park,
 Sheffield,
 S9 1XH.
 T: 0114 231 8030
 E: enquiries@speedlinedrywall.co.uk

